

2022

Live-Patient Surgical Training Program in Mexico



GDIA is following closely with the COVID-19 pandemic. There have been slight changes to program curricula in order to abide by safety guidelines. Ask GDIA for details.

THIS COURSE INCLUDES,

- ✓ Hands-on approach to implant surgery with individualized instructors
- ✓ 3-4 nights of accommodations at luxurious hotel & all meals
- ✓ International Traveler's Health Insurance policy
- ✓ FREE GDIA surgical scrubs
- ✓ Up to 38 CEUs (ADA CERP and AGD Pace recognized)



Scan this QR code to register!



**STRENGTHEN YOUR KNOWLEDGE,
EMPOWER YOUR PRACTICE.**



Why You Should Take Our Course?

This is a dental implant training program designed for dental clinicians to be able to place dental implants and perform advanced implant surgery under close supervision on live-patients in Baja California.

This course is open to clinicians with or without previous exposure to implant dentistry and does not require prerequisites. Participants can receive up to 38 Continuing Education Units (CEUs) from the California Dental Board, AGD PACE and ADA CERP at the time of completion, together with a “Certificate of Completion” worthy of display.

GDIA offers three levels of Dental Implant Surgical Training –Fundamental, Intermediate, and Advanced. GDIA also offers the Soft Tissue Live–Patient Surgical Training Program in Baja California. This program focuses on soft tissue management rather than implant placement.

All levels will cover from diagnosis, treatment planning and live surgery. This course is limited to 10 doctors. With the guidance of instructors and volunteering GDIA mentors, we maintain a 2:1 ratio of participants to instructor. During the program, you will perform surgery on patients under the direction of top clinicians from our faculty members.

All patients and cases will be selected and pre-screened by GDIA faculty before the program.

ADA CERP | Continuing Education Recognition Program
Global Dental Implant Academy (GDIA) is an ADA CERP Recognized Provider. ADA CERP is a service of American Dental Association to assist dental professionals in identifying quality providers of continuing dental education. ADA CERP does not approve or endorse individual courses or instructors, nor does it imply acceptance of credit hours by boards of dentistry.

PACE
ACADEMY OF GENERAL DENTISTRY
PROVISIONAL APPROVAL FOR CONTINUING EDUCATION

The Global Dental Implant Academy is designated as an Approved PACE Program Provider by the Academy of General Dentistry. The formal continuing education programs of this program provider are accepted by the AGD for Fellowship/Membership and membership maintenance credit. Approval does not imply acceptance by a state or provincial board of dentistry or AGD endorsement. The current term of approval extends from 11/01/2017 to 10/31/2021. Provider ID# 358861



The instructors have a true passion to teach and want you to get the most out of every single thing whether it's a suturing technique or how you're preparing bone graft, the angle of the implant, the follow-up... It's not just about doing big cases and seeing big cases but it's all the little things they teach in between.

Dr. Andrew Hamilton | Portage, MI





GDIA 101 Fundamental



This course is a 4-day program designed to cover basic didactics of multiple aspects of dental implant surgery and digital guided surgery. This course will allow clinicians to build fundamental knowledge of implant placement, diagnosis and treatment, basic surgical principles (such as suturing, incisions, and flap design), and operation on single and multiple implants on partially edentulous patients. After this course, you will be expected to understand the planning and surgical protocol for the use of surgical templates. You will know how to perform proper placement of dental implants through free-handed and computer guided surgery. You will perform live surgeries on patients in a group of two and one instructor will be supervising the entire surgery.

COURSE OBJECTIVES

- Treatment planning using CBCT imaging and implant planning software
- Detailed step by step protocol for successful implant placement
- Free-handed vs. computer guided surgery
- Basic surgical principles: suturing, incisions and flap design
- Implant placement in partially edentulous arches
- 4 live-patient surgical sessions






During the surgical sessions, you get to work with all the different instructors and see all the different techniques they use. I had absolutely no experience with implants and I took this course. Now, I feel pretty confident that I can go into my practice tomorrow and place implants.

Dr. Rishi Salwan | Ontario, CA



Program Information

-  Tuition: \$7,500
-  CE Credits: 25 CEUs
-  Dates: June 3-6, 2022

Sponsored by DENTIS™
www.dentisusa.com



OneQ Implants



SQ Implants



OneQ Surgical Kit



SQ Surgical Kit



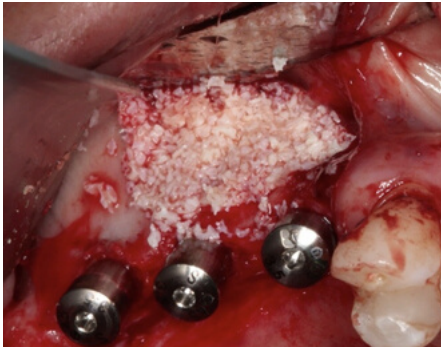
ExcelPlus



Guide Wheel

GDIA 201

Intermediate



There is no better place to build confidence in implant dentistry than through the 5-day live-patient surgical training under the direct supervision of our instructors. This program focuses on the core practices and techniques to boost your confidence and skills as an implant surgeon. This program is designed to emphasize training under a clinical environment. You will be expected to learn crucial elements such as the evaluation of clinical cases, treatment planning, surgical techniques, and pain management. Each patient case is custom tailored with individualized instructor care where instructors will fulfill your needs under expert supervision. You will perform live surgeries on patients in a group of two and one instructor will be supervising the entire surgery.

COURSE OBJECTIVES

- Treatment planning using CBCT imaging and implant planning software
- Fundamentals of implant surgery and drilling protocols
- Basic surgical principles: suturing, incisions, flap design
- Atraumatic extraction technique and socket management
- Implant placement with simple Guided Bone Regeneration (GBR) technique
- Implant placement in partially and fully edentulous arches
- 6 live-patient surgical sessions



You have plenty of opportunities to really learn how to manage these cases. It's great to see everything in action and get to do it yourself.

Dr. JJ Ubonwan Saeung | Lansing, MI



Program Information

- 🎓 Tuition: \$10,000
- 📄 CE Credits: 34 CEUs
- 📅 Dates: March 25-29, 2022

Sponsored by DENTIS™
www.dentisusa.com



OneQ Implants



SQ Implants



OneQ Surgical Kit



SQ Surgical Kit



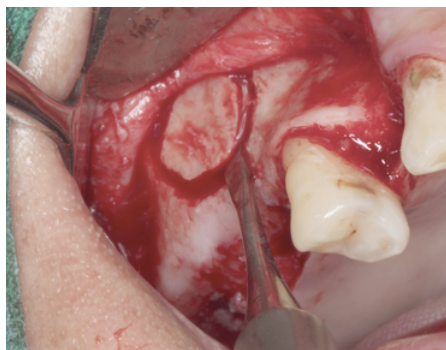
ExcelPlus



Guide Wheel

GDIA 301

Advanced



This course is a 5-day intensive program that focuses on the simple to the most advanced techniques in dental implant surgery. You are expected to learn specific surgical techniques on guided bone regeneration, ridge augmentation, and sinus augmentations. The program curriculum consists of advanced hands-on and surgical experiences to acquire simple but effective skills. Assistive techniques include the use of contemporary biological enhancers such as CGF, PRF, ASAP, Sticky Bone™ and Phlebotomy. You will perform live surgeries on patients in a group of two and one instructor will be supervising the entire surgery. By the end of this course, you will have a better understanding of advanced surgery and management of implant surgery.

COURSE OBJECTIVES

- Implant placement with advanced Guided Bone Regeneration (GBR) technique
- Exposure to a number of sinus augmentation techniques: lateral window, crestal, HPISE, and LISA
- Immediate implant placement protocol
- Atraumatic extraction technique and socket management
- All-on-4,6,8 type cases
- Management of complications
- Utilization of piezoelectric bone surgery device and techniques
- 6 live-patient surgical sessions



I highly recommend this course to anyone looking to advance their knowledge in implant dentistry and of some advanced surgical techniques such as sinus lifts, guided bone regeneration, and more.

Dr. Raffi Belian | Troy, MI



Program Information

- 🎓 Tuition: \$13,500
- 📄 CE Credits: 34 CEUs
- 📅 Dates: March 25-29, 2022

Sponsored by DENTIS™
www.dentisusa.com



OneQ Implants



SQ Implants



OneQ Surgical Kit



SQ Surgical Kit



ExcelPlus



SAVE Sinus Kit

Mastering Soft Tissue

COURSE OBJECTIVES

- Understand the principles of soft tissue grafting techniques
- Diagnostic skills to know when to graft
- Understand specific techniques covered that include
 - autologous epithelial graft (“free gingival”) graft
 - sub-epithelial connective tissue graft
 - dermal matrix grafting
 - tunneling vs. pouch approach vs. vestibular incision for access
 - incision flap designs
 - various suturing techniques
- Using regenerative platelet rich fibrin in papilla regrowth and blood supply enhancement
- Learn multiple ways to regrow interproximal papillae vertically where appropriate
- Learn remote incision bone and soft tissue grafting for root surface coverage
- Patient management protocol in soft tissue grafting
- 6 live-patient surgical sessions



Program Information

- 🎓 Tuition: \$13,500
- 📄 CE Credits: 38 CEUs
- 📅 Dates: April 29–May 3, 2022



Sponsored by DENTIS™
www.dentisusa.com



SAVE GBR Kit



Medifuge



ExcelPlus



CGF Press



Suture

Program Instructors



Dr. Jin Y. Kim
DDS, MPH, MS, FACD, FGDIA
Periodontist



Dr. W. Eric Park
DDS, FGDIA
General Dentist



Dr. Charles C. Park
DDS, FGDIA
General Dentist



Dr. Marco Tulio
DDS, FGDIA
General Dentist




Dr. Cameron Torabi
DDS, MICOI, FICOI, FCII, FGDIA
General Dentist



Dr. Kevin Kim
DDS, FGDIA
General Dentist




Dr. Jill Park
DMD, FGDIA
General Dentist



Dr. Tae Sung John Ku
DMD, FGDIA
General Dentist



Dr. Jason Kim
DDS, MDS, FAAID, DABOI/ID, FGDIA
Periodontist




Dr. Bounghoon Lee
DDS, DICOI, FGDIA
General Dentist



Dr. Andrew Hamilton
DDS, FGDIA
General Dentist



Dr. Carl D. Werts
DDS, FAGD, FICOI
General Dentist



Dr. John J. Kim
DDS, MS, PhD
Prosthodontist



Dr. Dmitriy Ivanov
DDS, MS, PhD
Periodontist



Dr. Leslie J. Paris
DDS, MSD
Periodontist

Program Schedule

GDIA 101 | 4 Days | 25 CEUs

DAY 1	DAY 2	DAY 3	DAY 4
<ul style="list-style-type: none"> • Cross the Mexico Int'l Border • Lunch & Orientation • Lecture & Hands-on • Surgery / Lecture • Dinner & Case Review 	<ul style="list-style-type: none"> • Case Selection • Surgery / Lecture • Lunch • Surgery / Lecture • Dinner & Case Review 	<ul style="list-style-type: none"> • Case Selection • Surgery / Lecture • Lunch • Surgery / Lecture • Dinner & Case Review 	<ul style="list-style-type: none"> • Case Selection • Surgery / Lecture • Lunch • Program Review • Graduation Ceremony • Back to USA

GDIA 201 & 301 | 5 Days | 34 CEUs

DAY 1	DAY 2	DAY 3	DAY 4	DAY 5
<ul style="list-style-type: none"> • Cross the Mexico Int'l Border • Lunch & Orientation • Lecture & Hands-on • Dinner 	<ul style="list-style-type: none"> • Lecture • Lunch • Lecture & Hands-on • Case Selection • Surgery • Dinner & Case Review 	<ul style="list-style-type: none"> • Lecture • Case Selection • Surgery • Lunch • Surgery • Dinner & Case Review 	<ul style="list-style-type: none"> • Case Selection • Surgery • Lunch • Surgery • Graduation Ceremony 	<ul style="list-style-type: none"> • Case Selection • Surgery • Lunch • Program Review • Back to USA

Mastering Soft Tissue | 5 Days | 38 CEUs

DAY 1	DAY 2	DAY 3	DAY 4	DAY 5
<ul style="list-style-type: none"> • Cross the Mexico Int'l Border • Lunch & Orientation • Hands-on • Dinner 	<ul style="list-style-type: none"> • Lecture • Case Selection • Lunch • Surgery • Dinner & Case Review 	<ul style="list-style-type: none"> • Lecture • Case Selection • Lunch • Surgery • Dinner & Case Review 	<ul style="list-style-type: none"> • Lecture • Case Selection • Lunch • Surgery • Dinner • Graduation Ceremony 	<ul style="list-style-type: none"> • Case Selection • Surgery • Lunch • Surgery • Program Review • Back to USA



Be sure to have a Current valid Passport or Visa (for non-US citizens) to Travel to Mexico.



How to Register?



Meet us at
San Diego Airport
Terminal 2

- 1** Complete and Submit Course Application Form and Traveler's Insurance Application Form.
- 2** Make a 50% payment as a deposit to secure a spot.
- 3** Complete the full payment at least 14 days before the first date of course.
- 4** Arrange trip to San Diego International Airport. GDIA will provide round trip shuttle services between San Diego and Mexico.
- 5** Be sure to have a current valid passport, Permanent Resident Card, or visa (for non-US citizens) to be able to travel to Mexico.
- 6** Bring your own scrub, surgical loupes, and headlights used to enhance your surgical procedures. You will be provided with a program manual, international traveler's insurance, and GDIA surgical scrubs.

Surgical Training Center



GDIA Surgical Training Center is located in Tijuana, Mexico, and just 15 minutes from the USA International border and a 45-minute drive from the San Diego Int'l Airport. Our facility is set in the state-of-the-art private practice with five dental operator chairs in a relaxing environment. We are equipped with the latest advanced technology; VacuaSonic System (autogenous tooth bone grafting equipment), digital milling capability, CAD-CAM dental software, 3D Imaging and Printing, and Digital Radiography.

Most patients are recruited by the local humanitarian charity organization, and we perform pro-bono surgery for all patients.




They make it so convenient. Everything is much more organized than I thought it would be honestly. The patients are orderly lined up, have all the x-rays set up, CT is taken; there is nothing else you need other than to walk up and go into the surgery room.

Dr. Kayvan Shahrzad
Warrenton, VA



Hotel Accommodation



The Hyatt Place Hotel is conveniently located in the Financial Zone of Tijuana and few steps from the U.S. Border. The location features many attractions like the financial, medical and gastronomic districts and diverse shopping centers, making it the perfect choice for extended stays of a getaway.



JOIN

THE GDIA MOVEMENT.

✓ Register Today!



Become a GDIA Member

- Discounted rates on GDIA affiliated events, CE courses, conferences, and our symposium
- Access to GDIA Forum (on-demand webinars, clinical videos and lectures)
- Subscription of GDIA Clinical Case Reports
- Fast track to Fellowship Credentials
- Gift certificate of \$100 value
- ONE (1) free GDIA autoclavable surgical face drape (\$44 Value)
- Member acknowledgement plaque (\$80 Value)
- Free 25 copies of a patient education brochure for dental practices
- ONE (1) free DENTIS™ patient education book



Become a GDIA Fellow

Proudly distinguish that you are a Fellow of the Global Dental Implant Academy

